
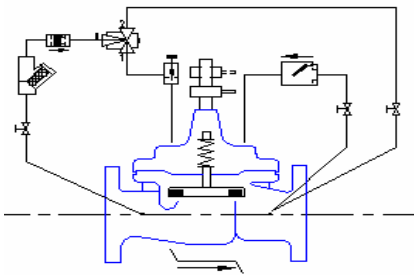

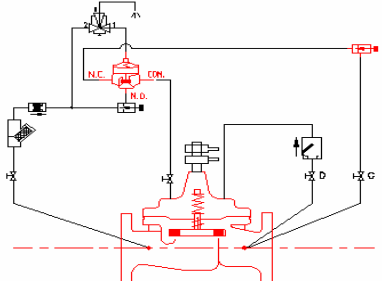



# CLA-VAL SERIE 60 Gebräuchliche Kombinationen

<b>60-31/02</b>	<b>60-31/02 = Pumpenschutzventil</b>	 <p style="color: red; text-align: center;"><b>Konstante S/Ö Geschwindigkeit</b></p> <p style="text-align: center;">NGE : DN 65 - 150 AE/GE : DN 50 - 100</p>	

<b>60-81</b>	<b>60-81 = Pumpenschutzventil</b>	 <p style="color: red; text-align: center;"><b>Konstante S/Ö Geschwindigkeit</b></p> <p style="text-align: center;">NGE : DN 125 - 800 AE/GE : DN 100 - 400</p>	

<b>60-31/72</b>	<b>60-31/72 = Pumpenschutzventil</b>	 <p style="color: red; text-align: center;"><b>Beschleunigter Öffnungs- und Schliessgeschwindigkeit</b></p> <p style="text-align: center;">NGE : DN 200 - 800 AE/GE : DN 150 - 400</p>	